



Real life. Real answers.

239.597.1666  
239.597.7725 Fax

www.NABOR.com  
www.NaplesArea.com

1455 Pine Ridge Road  
Naples, FL 34109



### Overall Market Statistics By Price

	# Pending				# Closed				Median Closed Price (,000's)				Inventory		Average DOM	
	August 2008	August 2009	12-month ending 8/2008	12-month ending 8/2009	August 2008	August 2009	12-month ending 8/2008	12-month ending 8/2009	August 2008	August 2009	12-month ending 8/2008	12-month ending 8/2009	August 2008	August 2009	August 2008	August 2009
\$0-\$300K	311	633	2,395	6,083	241	396	2,049	4,347	\$ 170	\$ 130	\$ 204	\$ 135	4,740	4,381	155	134
\$300K-\$500K	60	115	1,105	1,090	62	71	962	846	\$ 377	\$ 361	\$ 386	\$ 375	2,213	1,683	202	195
\$500K-\$1M	63	76	788	752	56	50	699	580	\$ 630	\$ 657	\$ 665	\$ 652	2,004	1,643	240	218
\$1M-\$2M	15	21	371	280	23	19	339	237	\$ 1,379	\$ 1,200	\$ 1,350	\$ 1,350	908	801	217	230
\$2M+	12	17	278	200	13	9	223	164	\$ 2,300	\$ 3,300	\$ 2,850	\$ 2,975	667	655	353	347
<b>TOTAL</b>	<b>461</b>	<b>862</b>	<b>4,937</b>	<b>8,405</b>	<b>395</b>	<b>545</b>	<b>4,272</b>	<b>6,174</b>	<b>\$ 235</b>	<b>\$ 170</b>	<b>\$ 315</b>	<b>\$ 185</b>	<b>10,532</b>	<b>9,163</b>	<b>186</b>	<b>160</b>
							<b>Median &gt; \$300K</b>		<b>\$ 573</b>	<b>\$ 525</b>	<b>\$ 565</b>	<b>\$ 535</b>				

### Overall Market Statistics By Area

	# Pending				# Closed				Median Closed Price (,000's)				Inventory		Average DOM	
	August 2008	August 2009	12-month ending 8/2008	12-month ending 8/2009	August 2008	August 2009	12-month ending 8/2008	12-month ending 8/2009	August 2008	August 2009	12-month ending 8/2008	12-month ending 8/2009	August 2008	August 2009	August 2008	August 2009
Naples Beach	77	134	1,058	1,242	74	94	989	1,025	\$ 592	\$ 562	\$ 730	\$ 550	2,117	2,202	241	218
North Naples	142	238	1,377	2,082	108	132	1,215	1,610	\$ 315	\$ 250	\$ 338	\$ 250	2,688	2,366	197	177
Central Naples	85	169	842	1,785	77	114	689	1,252	\$ 179	\$ 112	\$ 230	\$ 119	1,846	1,460	181	140
South Naples	49	102	714	1,071	56	71	649	817	\$ 169	\$ 125	\$ 220	\$ 149	1,543	1,331	159	136
East Naples	101	211	872	2,138	77	130	672	1,414	\$ 188	\$ 132	\$ 244	\$ 139	2,121	1,636	139	130
Immokalee/Ave Maria	1	3	3	37	0	1	1	15	**	\$ 200	\$ 300	\$ 79	19	26	0	112
<b>TOTAL</b>	<b>455</b>	<b>857</b>	<b>4,866</b>	<b>8,355</b>	<b>392</b>	<b>542</b>	<b>4,215</b>	<b>6,133</b>	<b>\$ 235</b>	<b>\$ 170</b>	<b>\$ 315</b>	<b>\$ 185</b>	<b>10,334</b>	<b>9,021</b>	<b>186</b>	<b>160</b>

### Legend

Geographic Location	USPS Zip Codes
Naples Beach:	34102, 34103, 34108
North Naples:	34109, 34110, 34119
Central Naples:	34104, 34105, 34116
South Naples:	34112, 34113
East Naples:	34114, 34117, 34120, 34137
Immokalee/Ave Maria:	34142

Calculations are based on property listings that exist within SunshineMLS. Only properties in Collier County, excluding Marco Island, are included. \*Counts for breakdowns of available inventory for prior years are unavailable. \*\*Median Sold Prices are unavailable for periods with zero sales reported. The median refers to the middle value in a set of statistical values that are arranged in ascending or descending order, in this case prices at which homes were actually sold. Data entry anomalies and non-Naples zip codes may result in minor discrepancies. However, these anomalies are statistically insignificant.

Single Family Homes are tabulated using properties with a building design of Single Family, Villa Detached, or Manufactured. Condo units are tabulated using properties with a building design of Low-Rise, Mid-Rise, High-Rise, or Villa Attached.



Real life. Real answers.

239.597.1666  
239.597.7725 Fax

www.NABOR.com  
www.NaplesArea.com

1455 Pine Ridge Road  
Naples, FL 34109



### Single Family Home Statistics By Price

	# Pending				# Closed				Median Closed Price (,000's)				Inventory		Average DOM	
	August 2008	August 2009	12-month ending 8/2008	12-month ending 8/2009	August 2008	August 2009	12-month ending 8/2008	12-month ending 8/2009	August 2008	August 2009	12-month ending 8/2008	12-month ending 8/2009	August 2008	August 2009	August 2008	August 2009
\$0-\$300K	167	344	1,052	3,442	119	227	797	2,351	\$ 170	\$ 125	\$ 202	\$ 128	2,061	1,649	120	111
\$300K-\$500K	39	71	618	704	41	46	558	527	\$ 375	\$ 360	\$ 394	\$ 375	1,217	866	193	174
\$500K-\$1M	36	40	437	425	33	26	385	323	\$ 605	\$ 610	\$ 663	\$ 656	1,020	785	259	204
\$1M-\$2M	10	15	226	172	10	11	211	139	\$ 1,587	\$ 1,275	\$ 1,350	\$ 1,350	553	501	244	282
\$2M+	8	13	182	141	6	7	142	116	\$ 2,167	\$ 3,000	\$ 2,972	\$ 3,075	511	491	311	291
<b>TOTAL</b>	<b>260</b>	<b>483</b>	<b>2,515</b>	<b>4,884</b>	<b>209</b>	<b>317</b>	<b>2,093</b>	<b>3,456</b>	<b>\$ 254</b>	<b>\$ 170</b>	<b>\$ 385</b>	<b>\$ 190</b>	<b>5,362</b>	<b>4,292</b>	<b>169</b>	<b>140</b>

### Single Family Home Statistics By Area

	# Pending				# Closed				Median Closed Price (,000's)				Inventory		Average DOM	
	August 2008	August 2009	12-month ending 8/2008	12-month ending 8/2009	August 2008	August 2009	12-month ending 8/2008	12-month ending 8/2009	August 2008	August 2009	12-month ending 8/2008	12-month ending 8/2009	August 2008	August 2009	August 2008	August 2009
Naples Beach	33	65	430	570	25	37	393	443	\$ 300	\$ 560	\$ 940	\$ 590	804	834	214	194
North Naples	69	100	642	891	48	65	571	719	\$ 448	\$ 330	\$ 439	\$ 364	1,285	1,069	199	177
Central Naples	51	95	473	1,002	45	65	374	687	\$ 180	\$ 120	\$ 320	\$ 125	984	711	162	131
South Naples	24	50	291	539	27	43	254	408	\$ 210	\$ 121	\$ 370	\$ 175	702	527	172	114
East Naples	78	167	632	1,820	63	105	466	1,164	\$ 170	\$ 125	\$ 230	\$ 125	1,487	1,047	132	115
Immokalee/Ave Maria	1	3	3	32	0	1	1	12	**	\$ 200	\$ 300	\$ 77	11	20	0	112
<b>TOTAL</b>	<b>256</b>	<b>480</b>	<b>2,471</b>	<b>4,854</b>	<b>208</b>	<b>316</b>	<b>2,059</b>	<b>3,433</b>	<b>\$ 255</b>	<b>\$ 172</b>	<b>\$ 382</b>	<b>\$ 189</b>	<b>5,273</b>	<b>4,208</b>	<b>169</b>	<b>140</b>

### Legend

Geographic Location	USPS Zip Codes
Naples Beach:	34102, 34103, 34108
North Naples:	34109, 34110, 34119
Central Naples:	34104, 34105, 34116
South Naples:	34112, 34113
East Naples:	34114, 34117, 34120, 34137
Immokalee/Ave Maria:	34142

Calculations are based on property listings that exist within SunshineMLS. Only properties in Collier County, excluding Marco Island, are included. \*Counts for breakdowns of available inventory for prior years are unavailable. \*\*Median Sold Prices are unavailable for periods with zero sales reported. The median refers to the middle value in a set of statistical values that are arranged in ascending or descending order, in this case prices at which homes were actually sold. Data entry anomalies and non-Naples zip codes may result in minor discrepancies. However, these anomalies are statistically insignificant.

Single Family Homes are tabulated using properties with a building design of Single Family, Villa Detached, or Manufactured. Condo units are tabulated using properties with a building design of Low-Rise, Mid-Rise, High-Rise, or Villa Attached.



Real life. Real answers.

239.597.1666  
239.597.7725 Fax

www.NABOR.com  
www.NaplesArea.com

1455 Pine Ridge Road  
Naples, FL 34109



### Condominium Statistics By Price

	# Pending				# Closed				Median Closed Price (,000's)				Inventory		Average DOM	
	August 2008	August 2009	12-month ending 8/2008	12-month ending 8/2009	August 2008	August 2009	12-month ending 8/2008	12-month ending 8/2009	August 2008	August 2009	12-month ending 8/2008	12-month ending 8/2009	August 2008	August 2009	August 2008	August 2009
\$0-\$300K	144	289	1,343	2,641	122	169	1,252	1,996	\$ 172	\$ 135	\$ 205	\$ 145	2,679	2,732	190	165
\$300K-\$500K	21	44	487	386	21	25	404	319	\$ 355	\$ 365	\$ 376	\$ 375	996	817	218	236
\$500K-\$1M	27	36	351	327	23	24	314	257	\$ 640	\$ 699	\$ 670	\$ 650	984	858	213	234
\$1M-\$2M	5	6	145	108	13	8	128	98	\$ 1,300	\$ 1,091	\$ 1,377	\$ 1,324	355	300	191	183
\$2M+	4	4	96	59	7	2	81	48	\$ 2,480	\$ 3,500	\$ 2,700	\$ 2,625	156	164	376	535
<b>TOTAL</b>	<b>201</b>	<b>379</b>	<b>2,422</b>	<b>3,521</b>	<b>186</b>	<b>228</b>	<b>2,179</b>	<b>2,718</b>	<b>\$ 220</b>	<b>\$ 170</b>	<b>\$ 270</b>	<b>\$ 183</b>	<b>5,170</b>	<b>4,871</b>	<b>206</b>	<b>186</b>

### Condominium Statistics By Area

	# Pending				# Closed				Median Closed Price (,000's)				Inventory		Average DOM	
	August 2008	August 2009	12-month ending 8/2008	12-month ending 8/2009	August 2008	August 2009	12-month ending 8/2008	12-month ending 8/2009	August 2008	August 2009	12-month ending 8/2008	12-month ending 8/2009	August 2008	August 2009	August 2008	August 2009
Naples Beach	44	69	628	672	49	57	596	582	\$ 625	\$ 540	\$ 640	\$ 540	1,313	1,368	255	234
North Naples	73	138	735	1,191	60	67	644	891	\$ 220	\$ 165	\$ 257	\$ 183	1,403	1,297	196	176
Central Naples	34	74	369	783	32	49	315	565	\$ 174	\$ 83	\$ 200	\$ 115	862	749	210	152
South Naples	25	52	423	532	29	28	395	409	\$ 137	\$ 135	\$ 190	\$ 140	841	804	146	170
East Naples	23	44	240	318	14	25	206	250	\$ 219	\$ 165	\$ 274	\$ 210	634	589	174	192
Immokalee/Ave Maria	0	0	0	5	0	0	0	3	**	**	**	\$ 101	8	6	0	0
<b>TOTAL</b>	<b>199</b>	<b>377</b>	<b>2,395</b>	<b>3,501</b>	<b>184</b>	<b>226</b>	<b>2,156</b>	<b>2,700</b>	<b>\$ 220</b>	<b>\$ 169</b>	<b>\$ 269</b>	<b>\$ 180</b>	<b>5,061</b>	<b>4,813</b>	<b>205</b>	<b>187</b>

### Legend

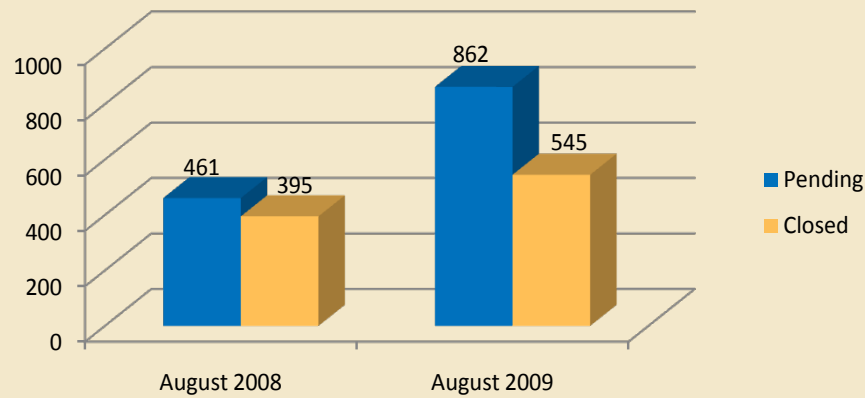
Geographic Location	USPS Zip Codes
Naples Beach:	34102, 34103, 34108
North Naples:	34109, 34110, 34119
Central Naples:	34104, 34105, 34116
South Naples:	34112, 34113
East Naples:	34114, 34117, 34120, 34137
Immokalee/Ave Maria:	34142

Calculations are based on property listings that exist within SunshineMLS. Only properties in Collier County, excluding Marco Island, are included. \*Counts for breakdowns of available inventory for prior years are unavailable. \*\*Median Sold Prices are unavailable for periods with zero sales reported.

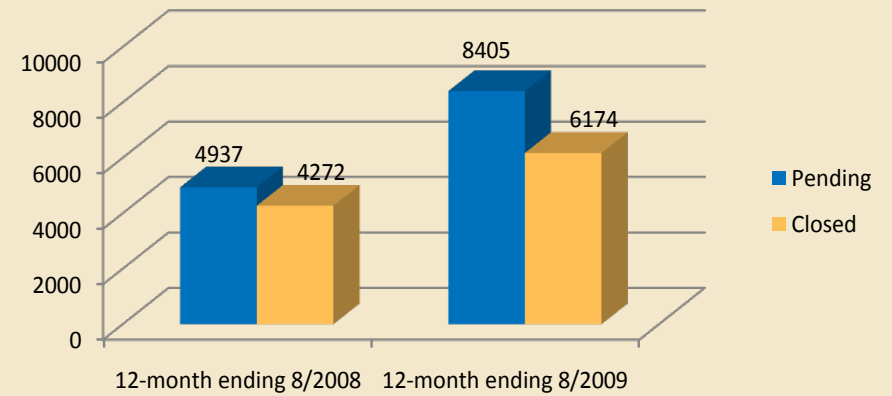
The median refers to the middle value in a set of statistical values that are arranged in ascending or descending order, in this case prices at which homes were actually sold. Data entry anomalies and non-Naples zip codes may result in minor discrepancies. However, these anomalies are statistically insignificant.

Single Family Homes are tabulated using properties with a building design of Single Family, Villa Detached, or Manufactured. Condo units are tabulated using properties with a building design of Low-Rise, Mid-Rise, High-Rise, or Villa Attached.

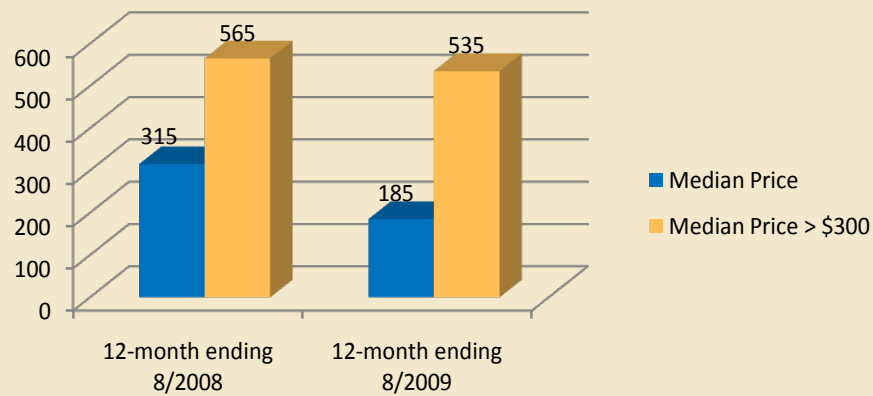
### Pending



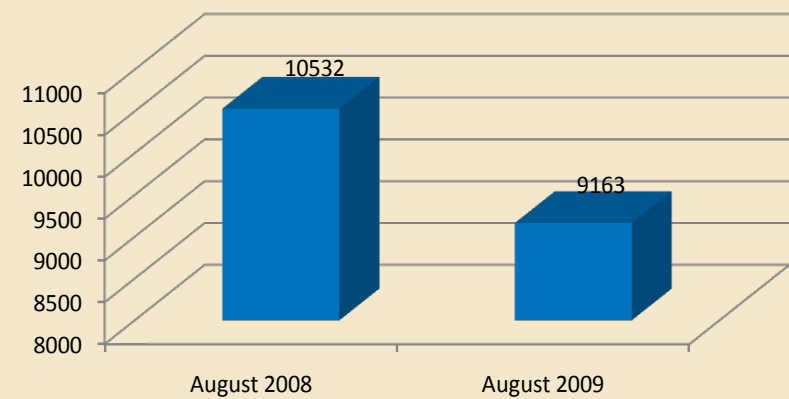
### Closed



### Median Price



### Inventory



### Overall