



Real life. Real answers.

239.597.1666
239.597.7725 Fax

www.NABOR.com
www.NaplesArea.com

1455 Pine Ridge Road
Naples, FL 34109



Overall Market Statistics By Price

	# Pending				# Closed				Median Closed Price (,000's)				Inventory		Average DOM		
	March 2009	March 2010	12-month ending 3/2009	12-month ending 3/2010	March 2009	March 2010	12-month ending 3/2009	12-month ending 3/2010	March 2009	March 2010	12-month ending 3/2009	12-month ending 3/2010	March 2009	March 2010	March 2009	March 2010	
\$0-\$300K	667	959	4,094	7,326	436	588	3,181	5,502	\$ 125	\$ 140	\$ 165	\$ 134	4,936	4,654	130	151	
\$300K-\$500K	127	196	991	1,399	75	118	862	1,054	\$ 370	\$ 375	\$ 380	\$ 375	2,210	1,661	176	166	
\$500K-\$1M	67	141	696	963	45	78	626	711	\$ 600	\$ 645	\$ 652	\$ 653	2,148	1,664	222	226	
\$1M-\$2M	25	68	284	380	15	37	268	284	\$ 1,377	\$ 1,400	\$ 1,378	\$ 1,325	1,075	934	203	185	
\$2M+	23	30	216	232	21	29	196	178	\$ 3,475	\$ 3,000	\$ 2,800	\$ 3,000	842	644	234	243	
TOTAL	909	1,394	6,281	10,300	592	850	5,133	7,729	\$ 165	\$ 195	\$ 235	\$ 180	11,211	9,557	150	166	
									Median > \$300K	\$ 517	\$ 549	\$ 550	\$ 525				

Overall Market Statistics By Area

	# Pending				# Closed				Median Closed Price (,000's)				Inventory		Average DOM	
	March 2009	March 2010	12-month ending 3/2009	12-month ending 3/2010	March 2009	March 2010	12-month ending 3/2009	12-month ending 3/2010	March 2009	March 2010	12-month ending 3/2009	12-month ending 3/2010	March 2009	March 2010	March 2009	March 2010
Naples Beach	120	222	1,021	1,623	85	145	964	1,305	\$ 550	\$ 475	\$ 625	\$ 505	2,763	2,437	188	205
North Naples	215	393	1,602	2,670	154	239	1,401	2,001	\$ 245	\$ 235	\$ 288	\$ 240	2,837	2,464	163	162
Central Naples	191	278	1,275	2,128	121	157	979	1,553	\$ 105	\$ 123	\$ 157	\$ 115	1,742	1,573	133	136
South Naples	140	197	844	1,392	89	135	713	1,084	\$ 149	\$ 155	\$ 179	\$ 148	1,665	1,286	152	181
East Naples	233	294	1,463	2,369	141	162	1,019	1,693	\$ 122	\$ 155	\$ 170	\$ 140	1,973	1,622	127	155
Immokalee/Ave Maria	8	5	18	40	2	6	5	31	\$ 290	\$ 69	\$ 34	\$ 70	25	29	99	108
TOTAL	907	1,389	6,223	10,222	592	844	5,081	7,667	\$ 165	\$ 195	\$ 235	\$ 179	11,005	9,411	150	166

Legend

Geographic Location	USPS Zip Codes
Naples Beach:	34102, 34103, 34108
North Naples:	34109, 34110, 34119
Central Naples:	34104, 34105, 34116
South Naples:	34112, 34113
East Naples:	34114, 34117, 34120, 34137
Immokalee/Ave Maria:	34142

Calculations are based on property listings that exist within SunshineMLS. Only properties in Collier County, excluding Marco Island, are included. *Counts for breakdowns of available inventory for prior years are unavailable. **Median Sold Prices are unavailable for periods with zero sales reported. The median refers to the middle value in a set of statistical values that are arranged in ascending or descending order, in this case prices at which homes were actually sold. Data entry anomalies and non-Naples zip codes may result in minor discrepancies. However, these anomalies are statistically insignificant.

Single Family Homes are tabulated using properties with a building design of Single Family, Villa Detached, or Manufactured. Condo units are tabulated using properties with a building design of Low-Rise, Mid-Rise, High-Rise, or Villa Attached.



Real life. Real answers.

239.597.1666
239.597.7725 Fax

www.NABOR.com
www.NaplesArea.com

1455 Pine Ridge Road
Naples, FL 34109



Single Family Home Statistics By Price

	# Pending				# Closed				Median Closed Price (,000's)				Inventory		Average DOM	
	March 2009	March 2010	12-month ending 3/2009	12-month ending 3/2010	March 2009	March 2010	12-month ending 3/2009	12-month ending 3/2010	March 2009	March 2010	12-month ending 3/2009	12-month ending 3/2010	March 2009	March 2010	March 2009	March 2010
\$0-\$300K	359	449	2,300	3,724	220	269	1,610	2,745	\$ 120	\$ 147	\$ 155	\$ 126	1,872	1,719	118	134
\$300K-\$500K	72	117	601	880	36	71	518	657	\$ 357	\$ 360	\$ 385	\$ 375	1,123	857	169	140
\$500K-\$1M	44	66	419	495	26	42	369	368	\$ 600	\$ 625	\$ 650	\$ 662	1,023	794	196	246
\$1M-\$2M	13	44	166	238	9	21	159	172	\$ 1,385	\$ 1,339	\$ 1,375	\$ 1,332	659	585	238	197
\$2M+	17	13	152	159	10	21	137	128	\$ 4,317	\$ 3,000	\$ 2,875	\$ 3,000	636	497	251	229
TOTAL	505	689	3,638	5,496	301	424	2,793	4,070	\$ 160	\$ 215	\$ 254	\$ 191	5,313	4,452	141	156

Single Family Home Statistics By Area

	# Pending				# Closed				Median Closed Price (,000's)				Inventory		Average DOM	
	March 2009	March 2010	12-month ending 3/2009	12-month ending 3/2010	March 2009	March 2010	12-month ending 3/2009	12-month ending 3/2010	March 2009	March 2010	12-month ending 3/2009	12-month ending 3/2010	March 2009	March 2010	March 2009	March 2010
Naples Beach	57	70	458	681	33	52	424	538	\$ 600	\$ 825	\$ 709	\$ 550	1,011	912	166	208
North Naples	76	165	719	1,113	58	108	646	847	\$ 340	\$ 330	\$ 390	\$ 360	1,340	1,100	177	179
Central Naples	98	132	748	1,123	54	75	550	815	\$ 110	\$ 175	\$ 180	\$ 125	881	766	127	138
South Naples	67	87	425	636	40	53	328	487	\$ 160	\$ 225	\$ 200	\$ 180	689	519	174	158
East Naples	199	227	1,235	1,862	115	129	807	1,321	\$ 112	\$ 140	\$ 153	\$ 125	1,253	1,044	110	129
Immokalee/Ave Maria	7	4	15	34	1	5	4	27	\$ 160	\$ 52	\$ 90	\$ 69	15	19	173	103
TOTAL	504	685	3,600	5,449	301	422	2,759	4,035	\$ 160	\$ 215	\$ 250	\$ 190	5,189	4,360	141	156

Legend

Geographic Location	USPS Zip Codes
Naples Beach:	34102, 34103, 34108
North Naples:	34109, 34110, 34119
Central Naples:	34104, 34105, 34116
South Naples:	34112, 34113
East Naples:	34114, 34117, 34120, 34137
Immokalee/Ave Maria:	34142

Calculations are based on property listings that exist within SunshineMLS. Only properties in Collier County, excluding Marco Island, are included. *Counts for breakdowns of available inventory for prior years are unavailable. **Median Sold Prices are unavailable for periods with zero sales reported. The median refers to the middle value in a set of statistical values that are arranged in ascending or descending order, in this case prices at which homes were actually sold. Data entry anomalies and non-Naples zip codes may result in minor discrepancies. However, these anomalies are statistically insignificant.

Single Family Homes are tabulated using properties with a building design of Single Family, Villa Detached, or Manufactured. Condo units are tabulated using properties with a building design of Low-Rise, Mid-Rise, High-Rise, or Villa Attached.



Real life. Real answers.

239.597.1666
239.597.7725 Fax

www.NABOR.com
www.NaplesArea.com

1455 Pine Ridge Road
Naples, FL 34109



Condominium Statistics By Price

	# Pending				# Closed				Median Closed Price (,000's)				Inventory		Average DOM	
	March 2009	March 2010	12-month ending 3/2009	12-month ending 3/2010	March 2009	March 2010	12-month ending 3/2009	12-month ending 3/2010	March 2009	March 2010	12-month ending 3/2009	12-month ending 3/2010	March 2009	March 2010	March 2009	March 2010
\$0-\$300K	308	510	1,794	3,602	216	319	1,571	2,757	\$ 132	\$ 135	\$ 175	\$ 139	3,064	2,935	142	165
\$300K-\$500K	55	79	390	519	39	47	344	397	\$ 375	\$ 375	\$ 375	\$ 370	1,087	804	182	203
\$500K-\$1M	23	75	277	468	19	36	257	343	\$ 600	\$ 697	\$ 653	\$ 650	1,125	870	262	204
\$1M-\$2M	12	24	118	142	6	16	109	112	\$ 1,313	\$ 1,459	\$ 1,350	\$ 1,320	416	349	172	170
\$2M+	6	17	64	73	11	8	59	50	\$ 3,125	\$ 2,775	\$ 2,775	\$ 2,775	206	147	214	286
TOTAL	404	705	2,643	4,804	291	426	2,340	3,659	\$ 165	\$ 170	\$ 220	\$ 170	5,898	5,105	160	176

Condominium Statistics By Area

	# Pending				# Closed				Median Closed Price (,000's)				Inventory		Average DOM	
	March 2009	March 2010	12-month ending 3/2009	12-month ending 3/2010	March 2009	March 2010	12-month ending 3/2009	12-month ending 3/2010	March 2009	March 2010	12-month ending 3/2009	12-month ending 3/2010	March 2009	March 2010	March 2009	March 2010
Naples Beach	63	152	563	942	52	93	540	767	\$ 525	\$ 445	\$ 575	\$ 500	1,752	1,525	202	203
North Naples	139	228	883	1,557	96	131	755	1,154	\$ 198	\$ 165	\$ 225	\$ 165	1,497	1,364	155	148
Central Naples	93	146	527	1,005	67	82	429	738	\$ 100	\$ 98	\$ 145	\$ 109	861	807	138	135
South Naples	73	110	419	756	49	82	385	597	\$ 130	\$ 135	\$ 160	\$ 132	976	767	134	195
East Naples	34	67	228	507	26	33	212	372	\$ 175	\$ 235	\$ 225	\$ 209	720	578	206	257
Immokalee/Ave Maria	1	1	3	6	1	1	1	4	\$ 420	\$ 98	\$ 420	\$ 135	10	10	25	134
TOTAL	403	704	2,623	4,773	291	422	2,322	3,632	\$ 165	\$ 169	\$ 220	\$ 170	5,816	5,051	160	176

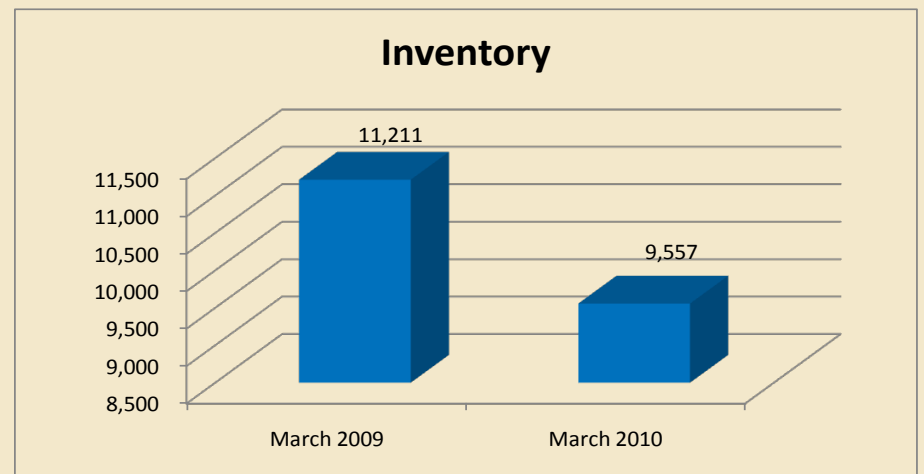
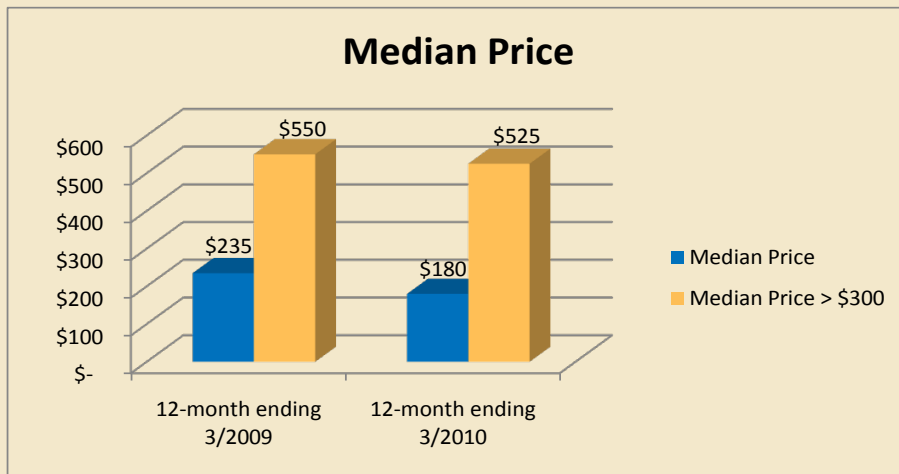
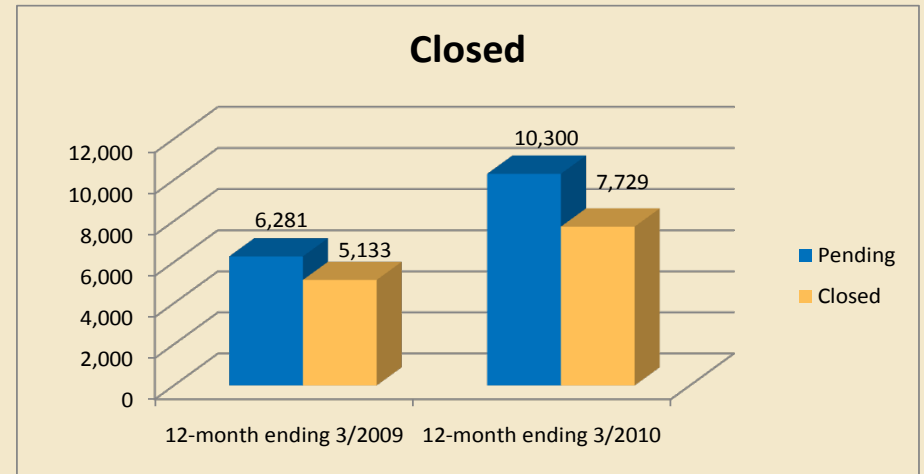
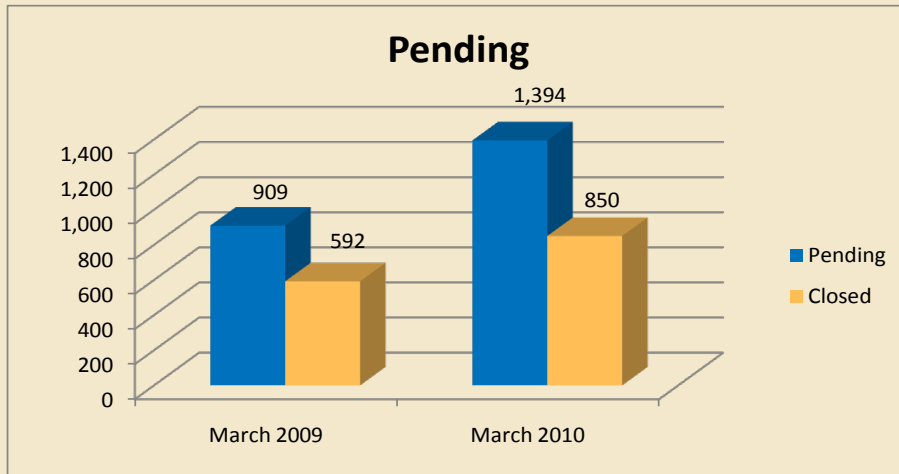
Legend

Geographic Location	USPS Zip Codes
Naples Beach:	34102, 34103, 34108
North Naples:	34109, 34110, 34119
Central Naples:	34104, 34105, 34116
South Naples:	34112, 34113
East Naples:	34114, 34117, 34120, 34137
Immokalee/Ave Maria:	34142

Calculations are based on property listings that exist within SunshineMLS. Only properties in Collier County, excluding Marco Island, are included. *Counts for breakdowns of available inventory for prior years are unavailable. **Median Sold Prices are unavailable for periods with zero sales reported.

The median refers to the middle value in a set of statistical values that are arranged in ascending or descending order, in this case prices at which homes were actually sold. Data entry anomalies and non-Naples zip codes may result in minor discrepancies. However, these anomalies are statistically insignificant.

Single Family Homes are tabulated using properties with a building design of Single Family, Villa Detached, or Manufactured. Condo units are tabulated using properties with a building design of Low-Rise, Mid-Rise, High-Rise, or Villa Attached.



Overall